

**General Characteristics HLA Series Hazardous Location Fan  
Forced Unit Heater**

Designed for rugged industrial applications in hazardous locations where the possibility of explosion or fire exists due to the presence of certain flammable gases, vapors, powdered metals or dust. Permanently sealed, liquid to air, finned tube heat exchanger core. Ethylene Glycol to water mixture used as a heat transfer fluid in the heater core, providing -45° C. (-49° F) freeze damage protection. High-performance electric motor driven fan blows air across finned tubes to effect uniform heat transfer and area heat distribution. Manual Reset capillary type limit provides high temperature regulation and is rated for 6,000 cycles of service. Stainless steel and aluminum pressure relief valve for overpressure. A back-up contactor is included for additional protection. 14 gauge steel cabinet powder coated epoxy paint finish contains heater core, motor, and fan assembly. Narrow gap safety fan guard shields all moving parts. Adjustable louvers allow directional control of air. Copper conductor wires enclosed in rigid metal conduits carry all electrical power. Box lugs furnished for field connections within approved enclosure. Made in U.S.A. Includes Mounting Bracket Kits.

**Product Applications HLA Series Hazardous Location Fan Forced  
Unit Heater**

These heaters are specialty items for the explosion proof environment where the air can ignite or explode and cannot be exposed to incandescent objects. Ideal for places such as warehouses, flour mill pump houses & mines etc. where the possibilities of explosions and fire exist.

**Warranties HLA Series Hazardous Location Fan Forced Unit Heater**

Manufacturer's Limited Warranty: 1 Year.

Heavy-walled, painted carbon steel with aluminum fins liquid heat exchanger, liquid filled with three-immersion type copper sheathed elements. The elements shall have the highest quality nickel-chromium resistance wire encased in a magnesium oxide dielectric and be hermetically sealed into the heat exchanger core. The heat transfer fluid is Ethylene-glycol solution for operation to -49 degrees F (- 45 degrees C). Stainless steel and aluminum pressure relief valve for overpressure.

The capillary type manual reset thermal cutout shall be rated for 6000 cycles of service and mounted in the liquid filled heat exchanger. An optional pilot light to indicate power on is located on control enclosure.


The motor shall be a permanent split capacitor type, permanently lubricated, ball bearing type. The motor shall be rated for hazardous location and operate at rated voltage of heater, 60 Hz, 1725 RPM.

All controls shall be factory installed and wired in a hazardous location enclosure. Contactors and back-up contactors are heavy duty type and break all ungrounded conductors and be rated for 100,000 cycles at full load. Standard 24-Volt control circuit shall be supplied by internal class II transformer. An optional factory wired integral thermostat or standard terminal block for field wiring to optional remote wall thermostat are wired in control panel. No fan delay relay.

Factory mounted and wired hazardous location disconnect switch is available as optional accessory.

The Cabinet shall be 14 gauge, cold rolled steel with powder coated epoxy finish. Plated fan guards with less than 1/4 inch spacing to cover motor and fan shall conform to OSHA Requirements

Note: Before selecting a hazardous location electric heater refer to Article 500 or other applicable standard referenced in the National Electric Code.





**Specific Characteristics HLA Series Hazardous Location Fan Forced Unit Heater**

Item #	Watts	BTU's	Volts	PH	Amps	Temp Rise (°F)	Air Throw	CFM	Recom'd mounting height	Use with heaters	Weight and Dimensions With Packaging (CM)	
										Mounting Bracket Kits	Lbs	W,H,D
USHLU-001	3	10240	208	1	16.3	16.5	24'	580	8'	HLPM37	167	57,46,53
USHLU-002	3	10240	208	3	9.8	16.5	24'	580	8'	HLPM37	167	57,46,51
USHLU-003	3	10240	240	1	14.8	16.5	24'	580	8'	HLPM37	167	57,46,53
USHLU-004	3	10240	240	3	8.6	16.5	24'	580	8'	HLPM37	167	57,46,51
USHLU-005	3	10240	480	3	4.3	16.5	24'	580	8'	HLPM37	167	57,46,51
USHLU-006	5	17100	208	1	26	27.6	24'	580	8'	HLPM37	167	57,46,53
USHLU-007	5	17100	208	3	15.4	27.6	24'	580	8'	HLPM37	167	57,46,51
USHLU-008	5	17100	240	1	23.1	27.6	24'	580	8'	HLPM37	167	57,46,53
USHLU-009	5	17100	240	3	13.4	27.6	24'	580	8'	HLPM37	167	57,46,51
USHLU-010	5	17100	480	3	6.7	27.6	24'	580	8'	HLPM37	167	57,46,51
USHLU-011	7.5	25600	208	1	38	41.4	24'	580	8'	HLPM37	167	57,46,53
USHLU-012	7.5	25600	208	3	22.3	41.4	24'	580	8'	HLPM37	167	57,46,51
USHLU-013	7.5	25600	240	1	33.6	41.4	24'	580	8'	HLPM37	167	57,46,53
USHLU-014	7.5	25600	240	3	19.4	41.4	24'	580	8'	HLPM37	167	57,46,51
USHLU-015	7.5	25600	480	3	9.7	41.4	24'	580	8'	HLPM37	167	57,46,51
USHLU-016	10	34150	208	3	29.3	21.7	40'	1500	10'	HLPM10	193	68,53,53
USHLU-017	10	34150	240	1	44	21.7	40'	1500	10'	HLPM10	193	68,53,54
USHLU-018	10	34150	240	3	25.5	21.5	40'	1500	10'	HLPM10	193	68,53,53
USHLU-019	10	34150	480	3	12.7	21.5	40'	1500	10'	HLPM10	193	68,53,53
USHLU-020	15	51200	208	3	43.5	19.2	43'	2450	13'	HLPM1525	193	68,63,58
USHLU-021	15	51200	240	3	38.1	19.2	43'	2450	13'	HLPM1525	193	68,63,58
USHLU-022	15	51200	480	3	19	19.2	43'	2450	13'	HLPM1525	193	68,63,58
USHLU-023	15	51200	600	3	15.2	19.2	43'	2450	13'	HLPM1525	193	68,63,58
USHLU-024	20	68300	480	3	25.1	26.2	43'	2450	13'	HLPM1525	225	68,63,58
USHLU-025	20	68300	600	3	20	26.2	43'	2450	13'	HLPM1525	225	68,63,58
USHLU-026	25	85400	480	3	31.1	32.8	43'	2450	13'	HLPM1525	225	68,63,58
USHLU-027	25	85400	600	3	24.9	32.8	43'	2450	13'	HLPM1525	225	68,63,58

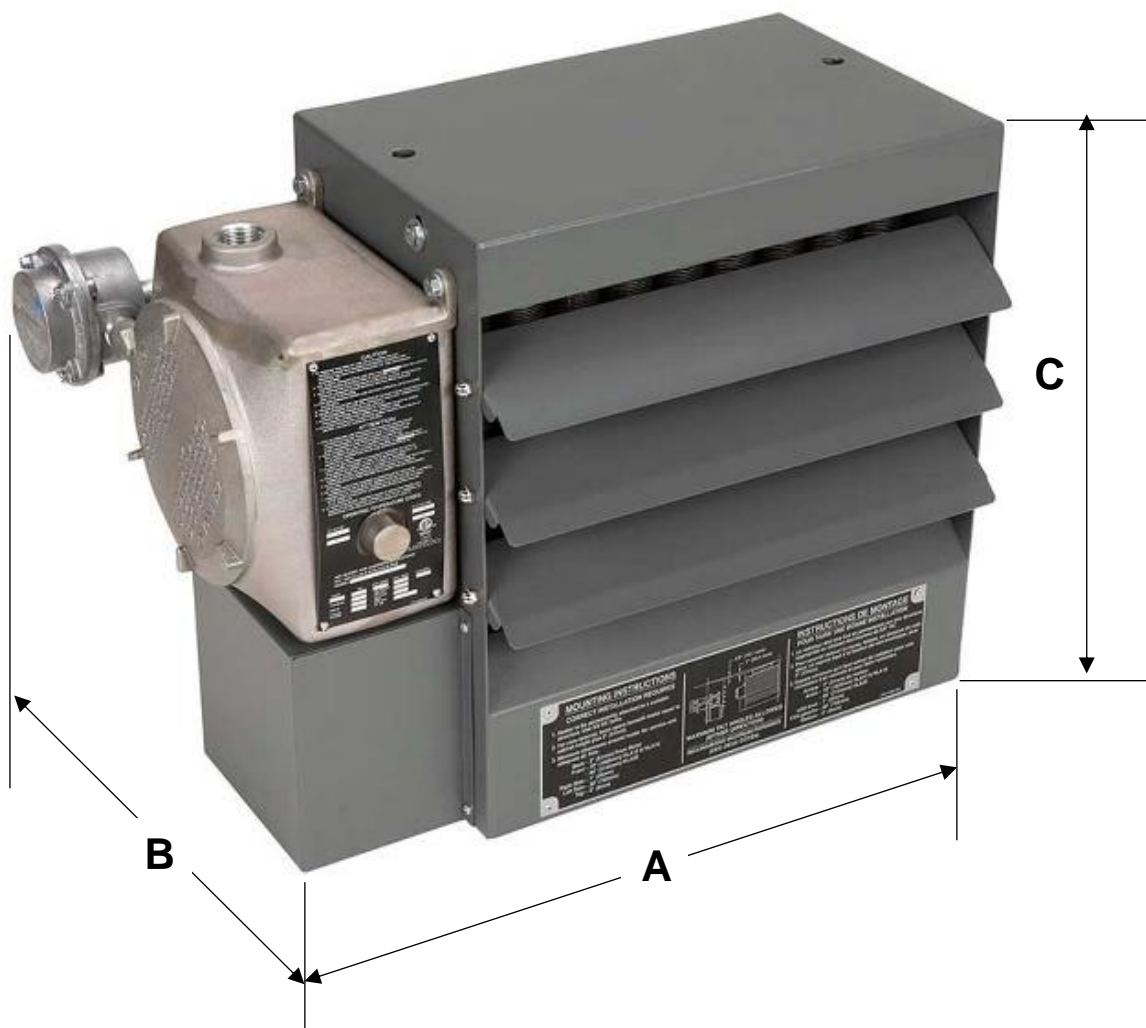
**Mounting Bracket Kits**

USE WITH HEATERS	LBS
3-7.5 KW	37
10 KW	38
15-25 KW	40



**Dimensions (in) HLA Series Hazardous Location Fan Forced Unit Heater**

Item #	Wide		Deep		High
	A		B		C
			1 PH	3 PH	
USHLU-001 a USHLU-015	22 3/8		20 5/8	19 3/4	17 3/4
USHLU-016 a USHLU-019	26 3/8		21 1/4	20 3/4	20 3/4
USHLU-020 a USHLU-027	26 3/8		N/A	22 1/2	24 3/4





Liquid-to-air heat exchanger



Optional built-in thermostat

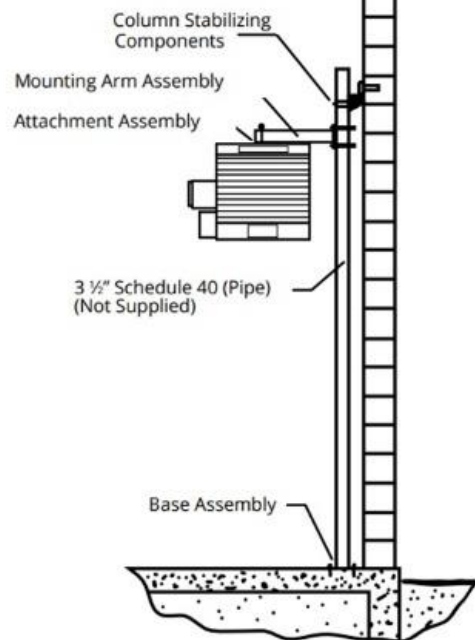


# HLA Series Hazardous Location Fan Forced Unit Heater and HLPM Pipe Mounting Kit


Data Sheet



Hazardous Location Rated Motor



HLPM Pipe Mounting Kit Particularly useful in buildings with insufficient strength to use other types of mounts. Requires 3 1/2" pipe (4" O.D. - not supplied).



**VentDepot.com**

Ecological HVAC Supply & Engineering  
1-888-514-1516, (626) 771-0048, F: (626) 771-0047  
sales@ventdepot.com www.VentDepot.com



TPI Corporation  
*America's Comfort Conditioning Company*

# HLA Series Hazardous Location Fan Forced Unit Heater and HLPM Pipe Mounting Kit

Data Sheet

ID	Author	Description Error	Description Update	Supervisor Name
V1	Angelica Romero	New Data Sheet	New Data Sheet	Jessica Lorenzo